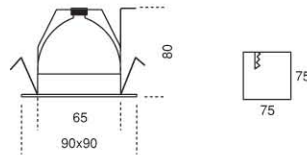


## DOWN LIGHTS // 07



### CODE

F1026



### LAMP TYPE

- Halogen 50W 12V
- Dulux 10W 230V



### BASE

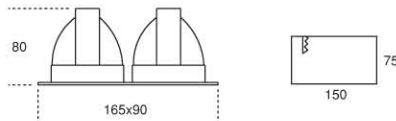
- GY6.35
- G24-d1

### COLORS

- white
- black
- matt grey
- metallic grey
- chrome
- brass

### WEIGHT

- 215 Gr



### CODE

F1026/2



### LAMP TYPE

- Halogen 2x50W 12V



### BASE

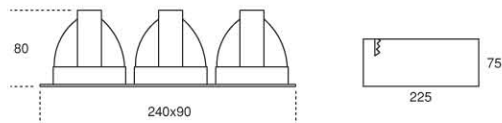
- GY6.35

### COLORS

- white
- black
- matt grey
- metallic grey

### WEIGHT

- 420 Gr



### CODE

F1026/3



### LAMP TYPE

- Halogen 3x50W 12V



### BASE

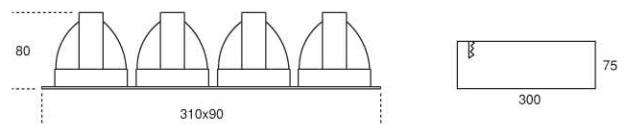
- GY6.35

### COLORS

- white
- black
- matt grey
- metallic grey

### WEIGHT

- 650 Gr



### CODE

F1026/4



### LAMP TYPE

- Halogen 4x50W 12V



### BASE

- GY6.35

### COLORS

- white
- black
- matt grey
- metallic grey

### WEIGHT

- 870 Gr